



15 November 2022

C159588



Tēnā koe 

Thank you for your email of 13 October 2022, to the Department of Corrections – Ara Poutama Aotearoa, requesting statistics about remand prisoners. Your request has been considered under the Official Information Act 1982 (OIA).

Corrections manages people at the direction of the Courts and the New Zealand Parole Board. We do not determine who is in prison and who is in the community, and we are not responsible for the number of people who are remanded into custody.

There are two types of remand prisoners:

- Remand Accused: A person who has not yet been found (or pleaded) guilty of the charge(s) laid against them
- Remand Convicted: A person who has been found (or pleaded) guilty of the charge(s) laid against them, but the sentence they are to serve has not yet been determined by the courts

Remand accused people are required to be kept separate from sentenced prisoners. Some prisons house a higher proportion of remand prisoners, while others house primarily sentenced prisoners. The amount of time a person spends on remand is dependent on how long it takes for the judicial process to be completed by the Courts, influenced by factors including the complexity of the case and the plea entered.

Although decisions to remand a person in custody are determined by the Courts, Corrections is continuing to work towards long term reductions in the remand population through the High Impact Innovation Programme (HIIP).

HIIP has operated a number of initiatives to prevent unnecessary delays for people in the justice system. The initiatives improve information flow and access to information, which enables informed decision-making by the judiciary or New Zealand Parole Board as quickly and safely as possible. The initiatives also provide increased support to people in the justice

system, reduce harm and improve the likelihood of someone complying with any conditions imposed on them by the Courts or New Zealand Parole Board.

An example of a long-standing HIIP initiative which is being implemented into Corrections' following a successful pilot, is the Bail Support Services (BSS). BSS is a multi-year programme of work which aims to better support people in the application and maintenance of bail and achieve positive change early in their justice system journey. BSS offers tailored support for people to address their social needs while navigating through the justice sector. An example of support provided through BSS is the assistance people are offered in finding suitable bail accommodation where possible. BSS is currently being implemented across New Zealand with support from justice sector partners including the Ministry of Justice.

Corrections is also working across the country to reduce the time it takes for people remanded in custody to be sentenced after conviction. HIIP's Sentencing Ready team works with parties who contribute to sentencing hearings to help make sure all necessary information is available at sentencing hearings. When all required information is presented at a hearing, Judges are better able to make decisions without having to adjourn the hearing and delay sentencing. This can mean people spend less time remanded in custody awaiting a sentencing outcome. Once their community-based or prison sentence begins people have more opportunity to access rehabilitation.

You requested:

I've noticed you used to publish Median length of stay to date (in days) for remand prisoners up until 2011.

https://www.corrections.govt.nz/resources/statistics/corrections-volumes-report/offender_volumes_report_2011/5_prison_remand_snapshots

I would like to get the underlying data spreadsheet for that statistical set (it's no longer available at the published address:

https://www.corrections.govt.nz/documents/resources/offender_volume_report/ovr_2011/PrisonRemand_S_OV.xls) as well as get the same information for the subsequent 11 years from June 30 2012 until June 30 this year.

I would also like to get current remand versus sentenced prisoner numbers for the entire cohort throughout New Zealand as well as broken down by age groups (16-19, 20-29, 30-39, 40-49, 50-59, 60-69, 70+), gender and ethnicity.

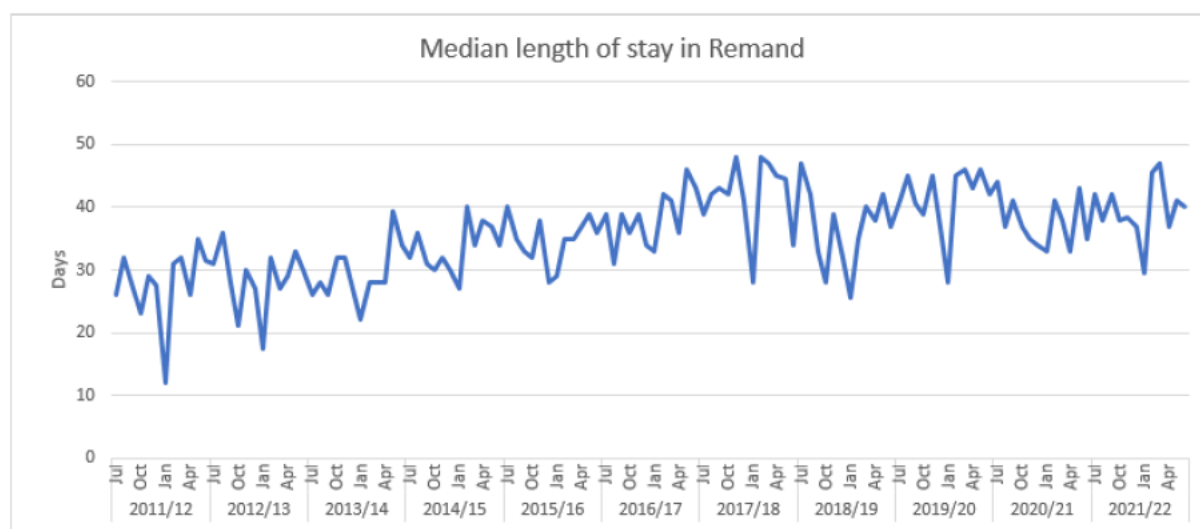
In accordance with Corrections' standard reporting conventions, figures are provided by financial year. Please note, the dataset requested – *median length of stay (to-date) for those in custody* – was discontinued as it was commonly confused with median overall length of custodial remand periods. The latter is the data that has been supplied in response to this OIA.

1. *Median length of stay to date (in days) for remand prisoners for the past 11 years from June 30 2012 until June 30 this year.*

The table below presents the median time spent on remand (in days) for remand prisoners who ended their remand status in prison in each financial year.

Financial year	Jul	Aug	Sep	Oct	Nov	Dec	Jan	Feb	Mar	Apr	May	Jun
2011/12	26	32	27	23	29	28	12	31	32	26	35	32
2012/13	31	36	28	21	30	27	18	32	27	29	33	30
2013/14	26	28	26	32	32	27	22	28	28	28	40	34
2014/15	32	36	31	30	32	30	27	40	34	38	37	34
2015/16	40	35	33	32	38	28	29	35	35	37	39	36
2016/17	39	31	39	36	39	34	33	42	41	36	46	43
2017/18	39	42	43	42	48	41	28	48	47	45	45	34
2018/19	47	42	33	28	39	32	26	35	40	38	42	37
2019/20	41	45	41	39	45	37	28	45	46	43	46	42
2020/21	44	37	41	37	35	34	33	41	38	33	43	35
2021/22	42	38	42	38	39	37	30	46	47	37	41	40

The below graph depicts the trends/seasonal patterns and other time series information of the median length for remand prisoners.



2. *The current remand versus sentenced prisoner numbers for the entire cohort throughout New Zealand as well as broken down by age groups (16-19, 20-29, 30-39, 40-49, 50-59, 60-69, 70+), gender and ethnicity.*

The table below presents the total number of onsite people in prison and offsite¹ prisoners on sentence and remand as at 30 September 2022.

¹ People in offsite locations such as mental health facilities and police custody.

Directive type	Onsite prisoners	Offsite prisoners	Total
Sentenced	4,602	27	4,629
Remand	3,262	46	3,308

Note: The three tables below present the demographic of onsite prisoners only as demographic information is not held in the system for offsite prisoners.

The table below presents the number of onsite prisoners, across all prison sites, on sentence and remand as at 30 September 2022 by prison gender.

Directive type	Female	Male
Sentenced	225	4,377
Remand	236	3,026

The table below presents the number of onsite prisoners, across all prison sites, on sentence and remand as at 30 September 2022 by age group.

Directive type	Under 20	20 - 24	25 - 29	30 - 39	40 - 49	50 - 59	60 and over
Sentenced	41	294	616	1430	1022	698	501
Remand	58	341	647	1326	614	226	50

The table below presents the number of onsite prisoners, across all prison sites, on sentence and remand as at 30 September 2022 by ethnicity.

Directive type	Māori	Pacific	European	Other (incl. Asian)	Not recorded
Sentenced	2312	531	1,495	241	23
Remand	1853	383	850	117	59

All ethnicity information is self-reported by people upon their arrival in prison and this is not validated by Corrections. People in prison can identify with multiple ethnicities. The information provided is based on their primary ethnicity.

Please note that this response may be published on Corrections' website. Typically, responses are published quarterly, or as otherwise determined. Your personal information including name and contact details will be removed for publication.

I trust the information provided is of assistance. I encourage you to raise any concerns about this response with Corrections. Alternatively, you are advised of your right to also raise any concerns with the Office of the Ombudsman. Contact details are: Office of the Ombudsman, PO Box 10152, Wellington 6143.

Ngā mihi



Leigh Marsh
National Commissioner